

# Efficacy of Apremilast in Patients With Moderate to Severe Genital Psoriasis: Body Surface Area Subgroup Results From the Phase 3 DISCREET Trial

Joseph F Merola, MD, MMSc<sup>1</sup>; Lawrence Charles Parish, MD, MD (Hon)<sup>2</sup>; Lyn Guenther, MD<sup>3</sup>; Charles Lynde, MD<sup>4,5</sup>; Jean-Philippe Lacour, MD<sup>6</sup>; Petra Staubach, MD<sup>7</sup>; Sue Cheng, MD, PhD<sup>8</sup>; Cynthia Deignan, PhD<sup>8</sup>; Mindy Chen, MS<sup>8</sup>; Kim A Papp, MD, PhD<sup>9,10</sup>

<sup>1</sup>Brigham and Women's Hospital, Harvard Medical School, Boston, MA, USA; <sup>2</sup>Parish Dermatology, Philadelphia, PA, USA; <sup>3</sup>Guenther Research Inc., London, ON, Canada; <sup>4</sup>Lynde Institute for Dermatology, Markham, ON, Canada; <sup>5</sup>Probit Medical Research, Markham, ON, Canada; <sup>6</sup>CHU de Nice - Hôpital l'Archet, Nice, France; <sup>7</sup>Department of Dermatology, University Medical Center, Mainz, Germany; <sup>8</sup>Amgen Inc., Thousand Oaks, CA, USA; <sup>9</sup>Probit Medical Research, Waterloo, ON, Canada; <sup>10</sup>K Papp Clinical Research, Waterloo, ON, Canada

## Introduction and Objective

- Genital psoriasis, which affects up to 63% of adults with psoriasis, remains highly stigmatized, underdiagnosed, and undertreated<sup>1-3</sup>
- Studies regarding therapies for genital psoriasis are limited, and treatment is challenging<sup>4</sup>
- In the DISCREET study, apremilast 30 mg twice daily (APR) significantly improved genital psoriasis and quality of life compared with placebo (PBO) at week 16 and was well tolerated in patients with moderate to severe genital psoriasis; it is the first trial to study an oral treatment for moderate to severe genital psoriasis
- We analyzed the efficacy endpoints for prespecified subgroups of patients with baseline psoriasis-involved body surface area (BSA) < 10% or ≥ 10%

## Study Design and Patient Population

- Design:** Phase 3, multicenter, randomized, double-blind, PBO-controlled, parallel-group study (NCT03777436)
  - Randomization was stratified by baseline BSA < 10% or ≥ 10%
  - A maximum of 60% of patients were to have BSA < 10%
- Main Inclusion Criteria:** Moderate or severe genital psoriasis (modified static Physician Global Assessment of Genitalia [sPGA-G] score ≥ 3); moderate or severe psoriasis (overall sPGA score ≥ 3); nongenital plaque psoriasis on ≥ 1% of BSA; intolerant to or inadequately controlled by topical therapy for genital psoriasis
- Primary Endpoint:** Modified sPGA-G response (score of 0 [clear] or 1 [almost clear] with ≥ 2-point reduction from baseline) at week 16
- Secondary Endpoints:** sPGA response (score of 0 or 1 with ≥ 2-point reduction from baseline), Genital Psoriasis Itch Numeric Rating Scale (GPI-NRS) response (≥ 4-point improvement), change from baseline in BSA, change from baseline in Dermatology Life Quality Index (DLQI) score, and change from baseline in Genital Psoriasis Symptoms Scale (GPSS) score

## Subgroup Analysis

- Efficacy endpoints at week 16 were analyzed by baseline BSA (< 10% and ≥ 10%)

## Baseline Disease Characteristics

|                   | BSA < 10%     |               | BSA ≥ 10%     |               |
|-------------------|---------------|---------------|---------------|---------------|
|                   | PBO<br>n = 84 | APR<br>n = 82 | PBO<br>n = 62 | APR<br>n = 61 |
| Score at baseline |               |               |               |               |
| sPGA-G            | 3.11          | 3.12          | 3.15          | 3.16          |
| sPGA              | 3.08          | 3.06          | 3.11          | 3.20          |
| GPI-NRS           | 6.39          | 6.42          | 6.18          | 7.05          |
| BSA, %, mean      | 5.04          | 4.57          | 13.19         | 19.02         |
| DLQI, mean        | 11.6          | 12.0          | 14.3          | 14.9          |
| GPSS, mean        | 41.8          | 44.7          | 43.8          | 49.7          |

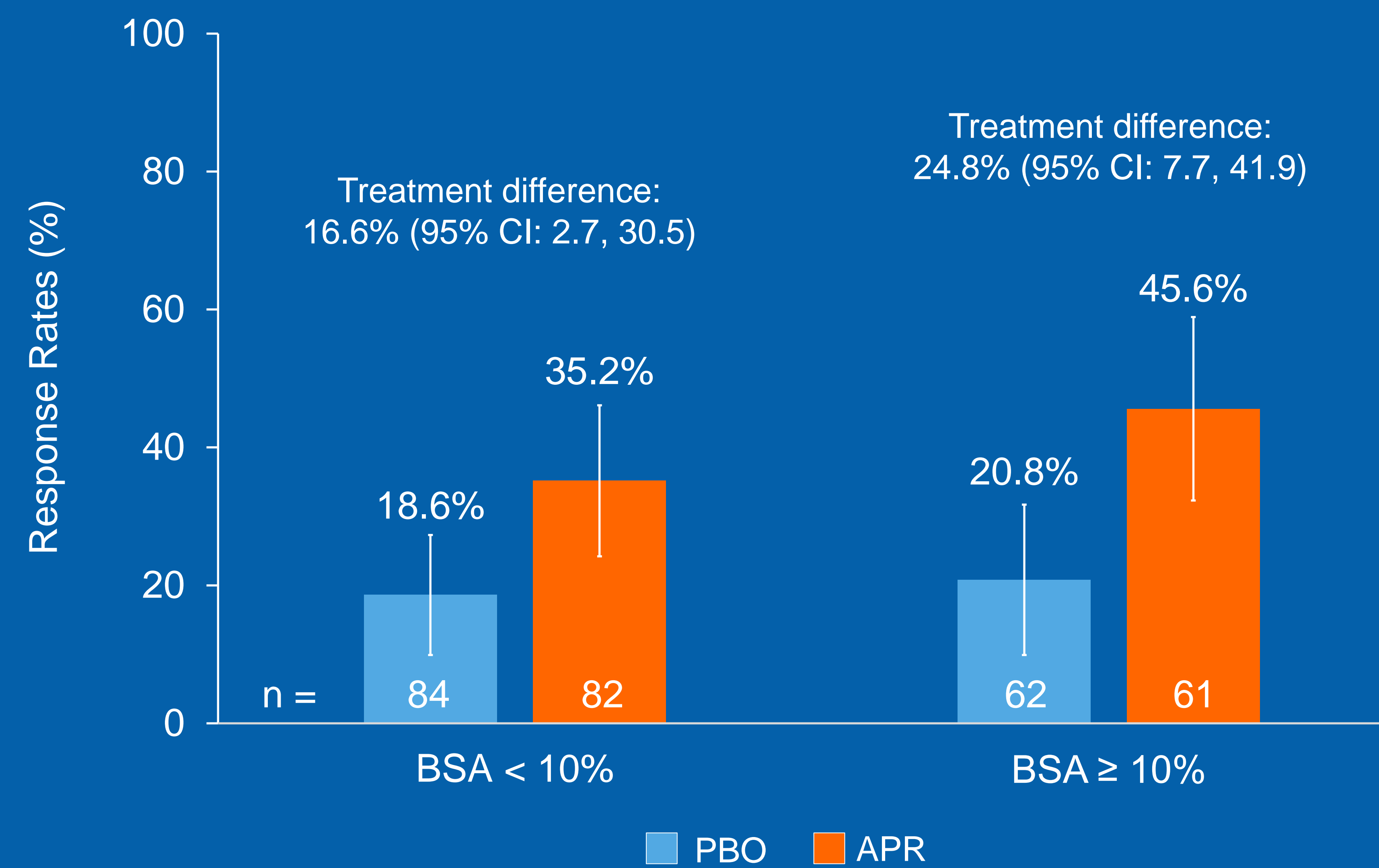
APR, apremilast 30 mg BID; BID, twice daily; BSA, body surface area; DLQI, Dermatology Life Quality Index; GPI-NRS, Genital Psoriasis Itch Numeric Rating Scale; GPSS, Genital Psoriasis Symptoms Scale; PBO, placebo; sPGA, static Physician Global Assessment; sPGA-G, static Physician Global Assessment of Genitalia.

## Key Takeaways

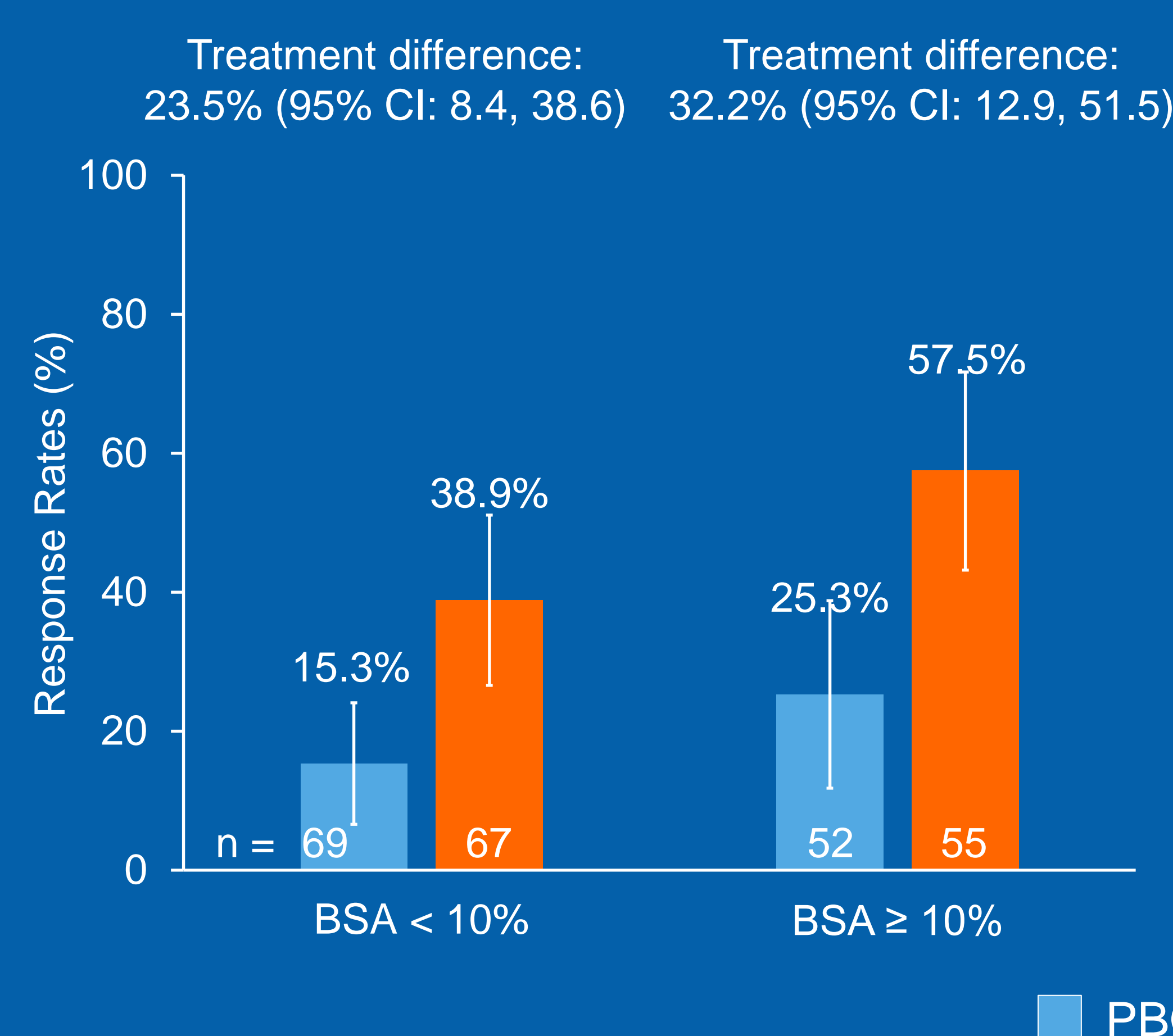
- Regardless of baseline BSA, APR patients had consistent improvements in genital psoriasis symptoms and severity and quality of life at week 16
- Patients with limited BSA and genital psoriasis benefited from systemic treatment with APR

APR patients experienced greater improvements in genital psoriasis symptoms and severity than PBO patients, regardless of baseline BSA

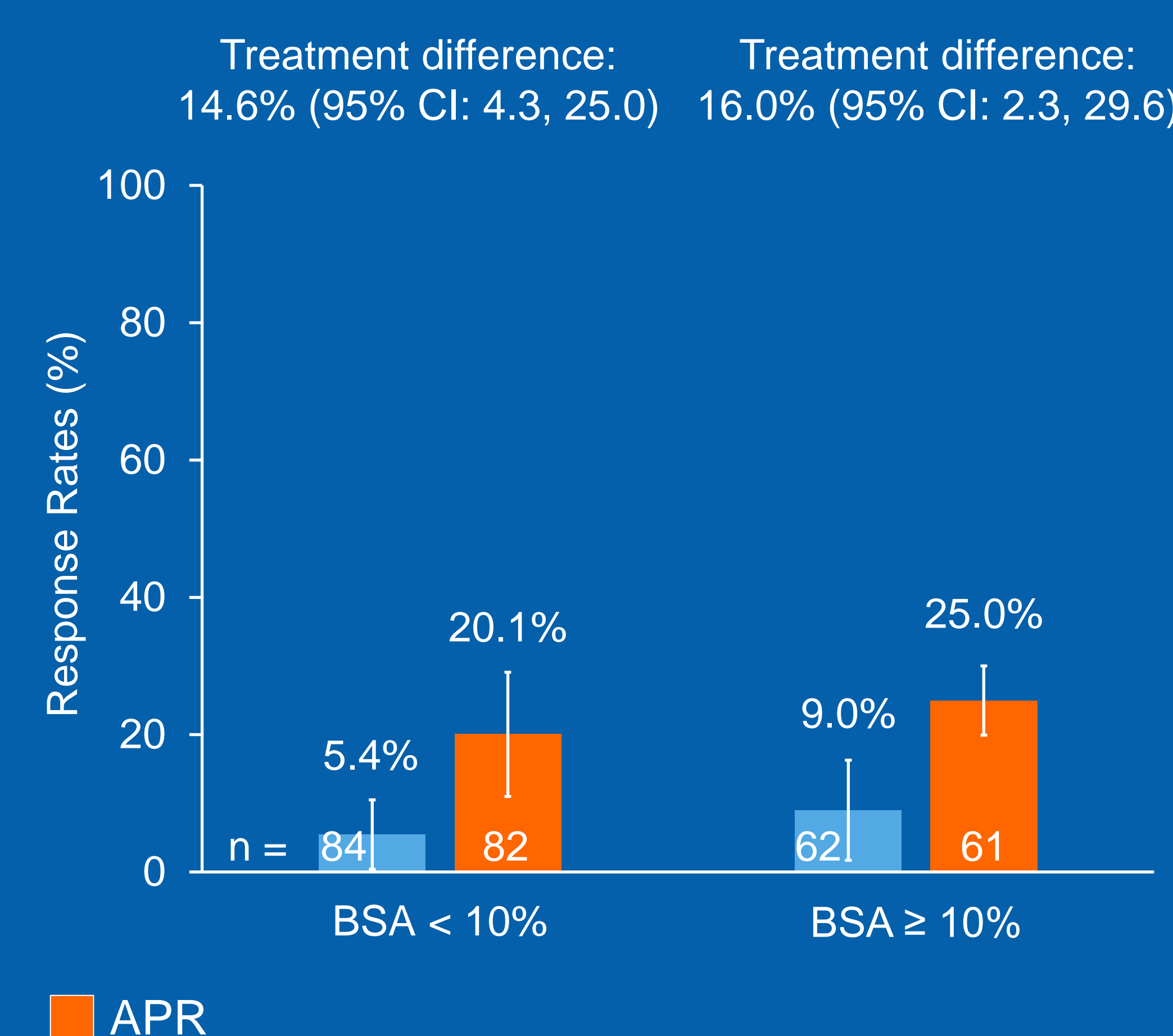
### Modified sPGA-G Response



### Genital Itch (GPI-NRS Response)



### sPGA Response



ITT population. Error bars represent 95% CI. Multiple imputation used for missing data. Two-sided P values are based on the Cochran-Mantel-Haenszel test. Modified sPGA-G response is defined as a score of 0 (clear) or 1 (almost clear) with ≥2-point reduction from baseline. GPI-NRS scores range from 0 (no) to 10 (worst imaginable). sPGA response is defined as a score of 0 (clear) or 1 (almost clear) with ≥2-point reduction from baseline. APR, apremilast 30 mg BID; BID, twice daily; BSA, body surface area; CI, confidence interval; GPI-NRS, Genital Psoriasis Itch Numeric Rating Scale; ITT, intent-to-treat; PBO, placebo; sPGA, static Physician Global Assessment; sPGA-G, static Physician Global Assessment of Genitalia.

## Disclosures and Funding Statement

**JFM:** AbbVie, Amgen, Biogen, Bristol Myers Squibb, Dermavant, Eli Lilly, Janssen, LEO Pharma, Novartis, Pfizer, Regeneron, Sanofi, Sun Pharmaceuticals, and UCB – consultant and/or investigator. **LCP:** AbbVie, Alfasigma, Amgen, Amytrix, Eli Lilly, Bristol Myers Squibb, Fibrocell, Galderma, GlaxoSmithKline, Kiniksa, Olix, Oneness, Pfizer, Trevi, and UCB – investigator. **LG:** AbbVie, Amgen, Bausch Health, Bristol Myers Squibb, Celgene, Eli Lilly, Galderma, Janssen, LEO Pharma, Merck Frosst, Novartis, Pfizer, Sun Pharmaceuticals, and UCB – consultant, investigator, and/or speaker. **CL:** AbbVie, Actelion, Amgen, Astella, Boehringer Ingelheim, Bausch Health, Celgene, Dermira, Eli Lilly, Galderma, Janssen, Kyowa Kirin, LEO Pharma, MedImmune, Merck, Novartis, Pfizer, Regeneron, Roche, Sanofi Genzyme, Takeda, UCB, and Valeant – principal investigator and/or consultant. **J-PL:** AbbVie, Amgen, Boehringer Ingelheim, Celgene, Dermira, Galderma, Janssen, LEO Pharma, Lilly, Novartis, Pfizer, and Sanofi – grants, personal fees, and/or research support. **PS:** AbbVie, Allergika, Almirall-Hermal, Amgen, Beiersdorf, Biocryst, Bristol Myers Squibb, Boehringer Ingelheim, Celgene, CSL Behring, Eli Lilly, Galderma, Hexal, Janssen, Klinge, LEO Pharma, LETI Pharma, L'Oréal, Neubourg, Novartis, Octapharma, Pfizer, Pflüger, Pharming, Regeneron, Sanofi Genzyme, Shire, Takeda, and UCB Pharma – grants. **SC, CD, & MC:** Amgen Inc. – employees and stockholders. **KAP:** AbbVie, Actelion, Amgen, Astellas Pharma US, Boehringer Ingelheim, Bausch Health, Celgene, Dermira, Dow Pharmaceuticals, Eli Lilly, Frontier, Galderma, Janssen, Kyowa Hakko Kirin Pharma, LEO Pharma, MedImmune, Merck & Co., Inc., Novartis, Pfizer, Regeneron, Roche Laboratories, Sanofi Genzyme, Takeda, UCB, and Valeant – honoraria, grants, and/or research funding as a speaker, investigator, advisory board member, data safety monitoring board member, and/or consultant. **PSLOAR, PURE** – steering committee member. **Funding:** This study was funded by Amgen Inc. Writing support was funded by Amgen Inc. and provided by Christina Mulvihill, PharmD, of Peloton Advantage, LLC, an OPEN Health company, and Dawn Nicewarmer, PhD, employee of and stockholder in Amgen Inc.

**References:** 1. Schmid-Ott G, et al. *Acta Derm Venereol.* 1999;79:443-447. 2. Meeuwis KA, et al. *Dermatology.* 2012;224:271-276. 3. Ryan C, et al. *J Am Acad Dermatol.* 2015;72:978-983. 4. Meeuwis KA, et al. *Derm Venereol.* 2011;915-911.

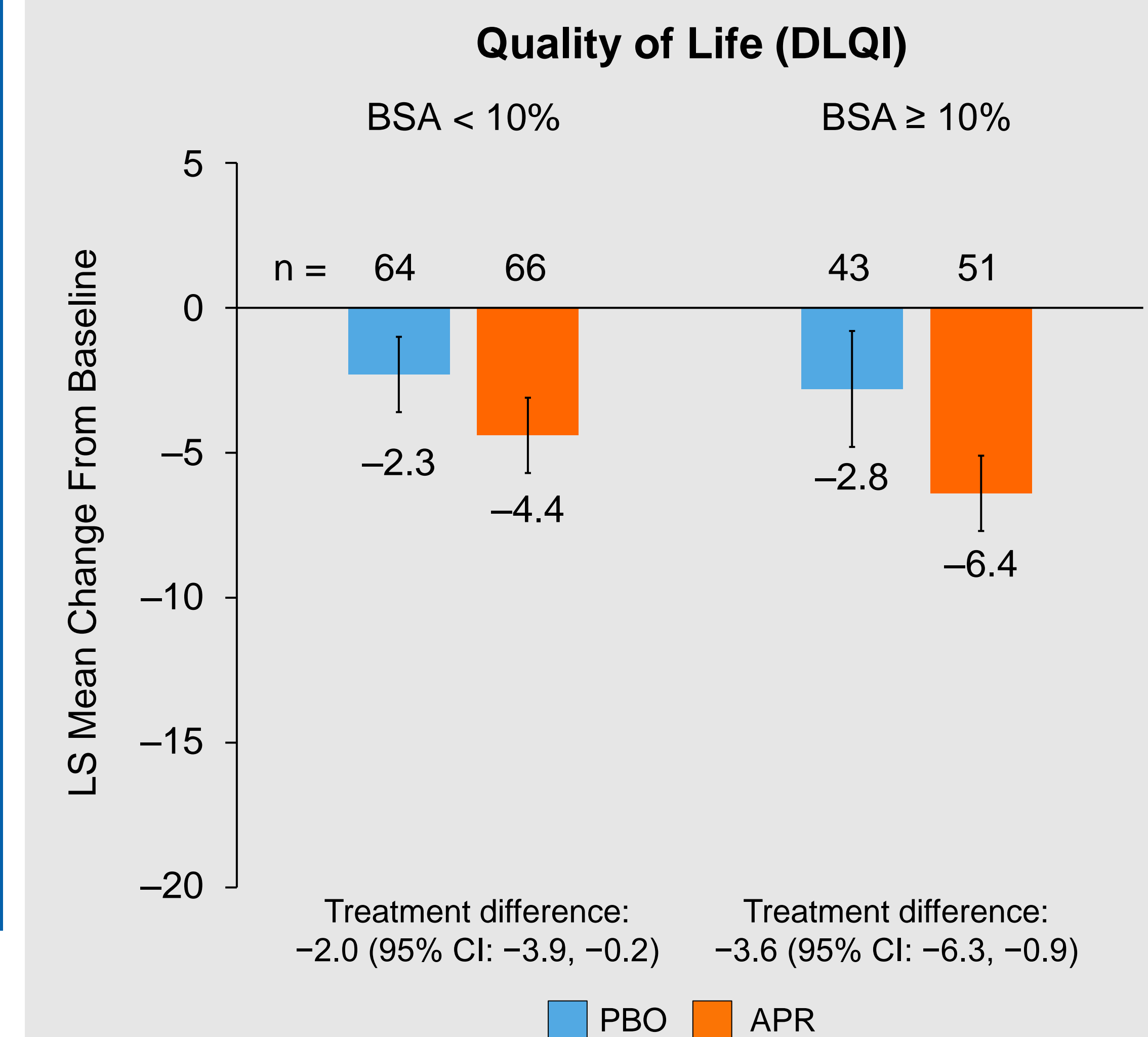
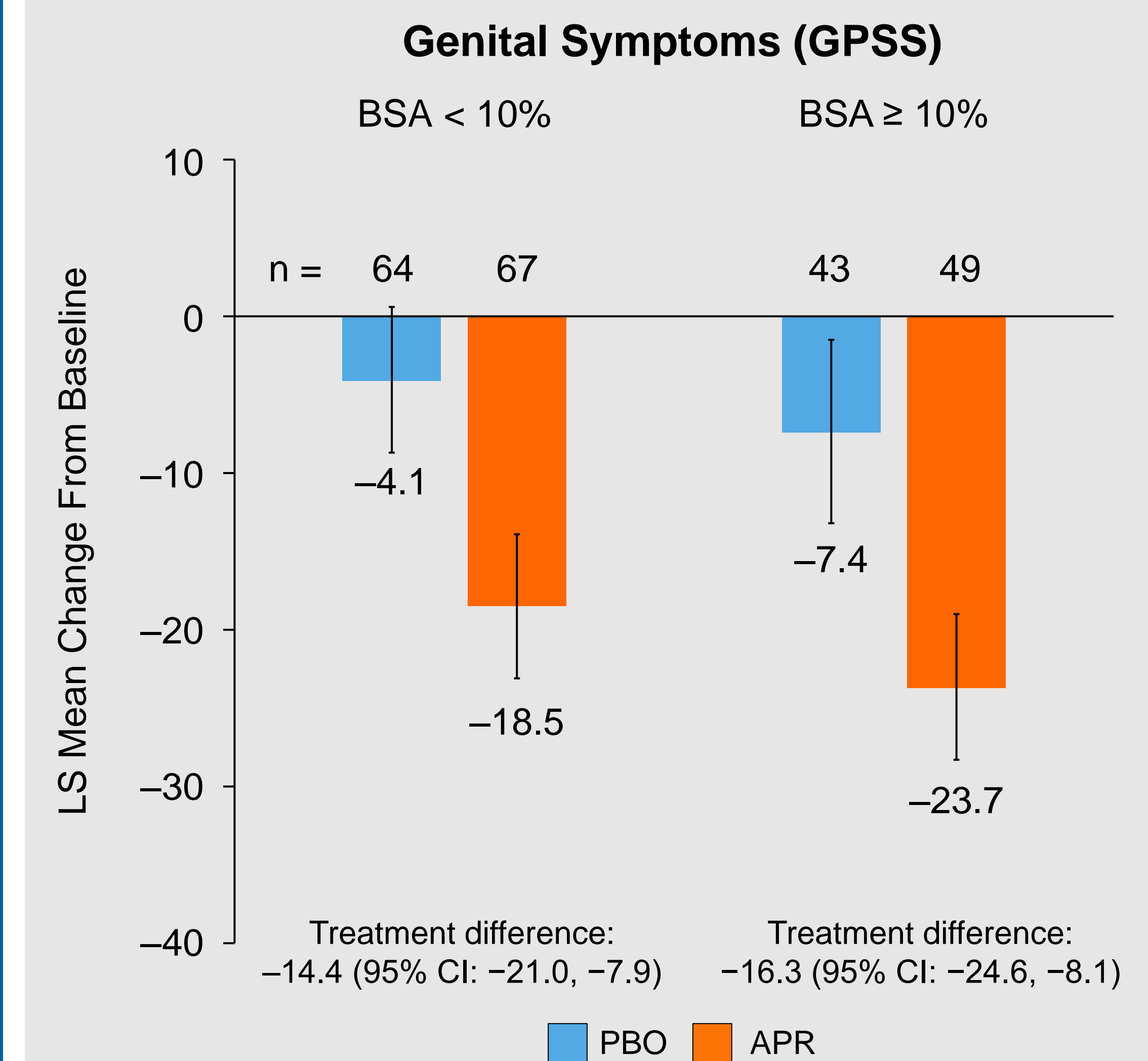
## Baseline Characteristics

|          | PBO<br>(n = 146)                          | APR<br>(n = 143) |
|----------|---|------------------|
| 46       | Mean age, years                           | 44               |
| 102 (70) | Male, n (%)                               | 100 (70)         |
| 12       | Mean duration of genital psoriasis, years | 11               |

## Additional Results

At week 16, treatment differences in BSA LS mean change from baseline favored APR in both subgroups (BSA < 10%: -0.8; BSA ≥ 10%: -6.9)

Similarly, across subgroups, week 16 treatment differences in change from baseline in GPSS and DLQI favored APR



ITT population. Error bars represent 95% CI. Mixed-effect model for repeated measures used for missing data. DLQI total scores range from 0 to 30. Higher scores correspond to poorer quality of life. GPSS is a patient-administered assessment of eight symptoms: itch, pain, discomfort, stinging, burning, redness, scaling, and cracking; total scores range from 0 (no genital psoriasis symptoms) to 80 (worst imaginable genital psoriasis symptoms). APR, apremilast 30 mg BID; BID, twice daily; BSA, body surface area; CI, confidence interval; DLQI, Dermatology Life Quality Index; GPSS, Genital Psoriasis Symptoms Scale; ITT, intent-to-treat; LS, least-squares; PBO, placebo.